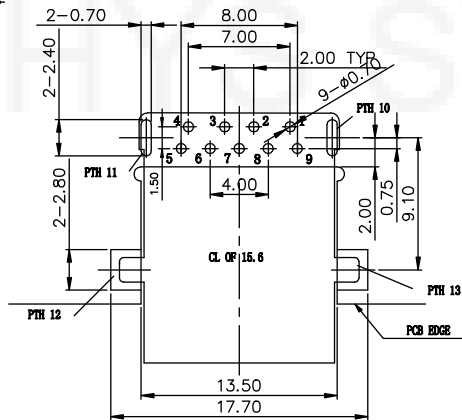
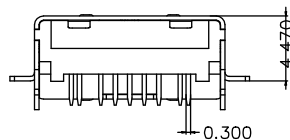
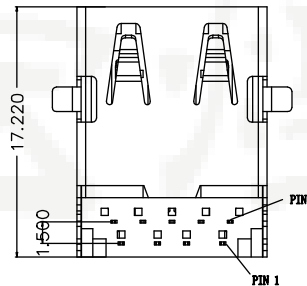
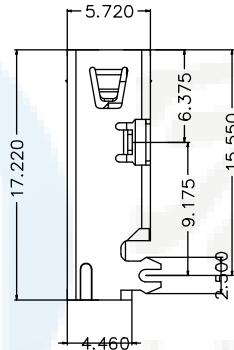
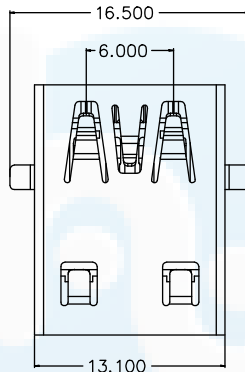
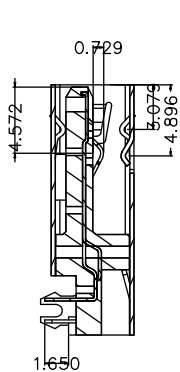
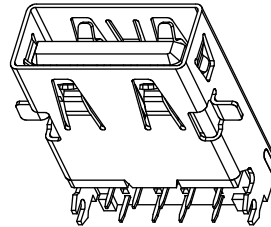
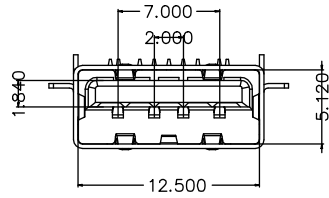


ROHS
Compatible



TOLERANCE: ±0.05, THICKNESS: 1.2mm
RECOMMENDED PCB LAYOUT
(TOP VIEW)

Pin NUMBER	SIGNAL NAME
1	VBUS
2	D-
3	D+
4	GND
5	StdA_SSRX-
6	StdA_SSRX+
7	GND_DRAIN
8	StdA_SSTX-
9	StdA_SSTX+
Shell	Shield

NOTE:

1. MATERIAL:

- 1.1 INSULATOR: LCP UL 94V-0
- 1.2 CONTACT: BRONZE (T=0.20mm)
- 1.3 SHELL: BRASS (T=0.30mm)

2. ELECTRICAL CHARACTERISTICS:

- 2.1 CONTACT RESISTANCE: 30mΩ MAXIMUM
- 2.2 CONTACT CURRENT RATING: 1.5A
- 2.3 DIELECTRIC WITHSTANDING VOLTAGE: 500 V R. M. S.
- 2.4 INSULATION RESISTANCE 1000 MEGOHMS MIN
- 2.5 OPERATING TEMPERATURE: -40° C ~ 85° C

3 MECHANICAL CHARACTERISTICS:

- 3.1 MATING FORCE: 3.57kg MAX
- 3.2 UNMATED FORCE: 0.82kg MIN AFTER TEST
- 3.3 DURABILITY: MANDATORY: 5,000 CYCLES

4. PLATING

- 4.1 TERMINAL:
50u" MIN NICKEL ALL OVER
80u" MIN Tin ON SOLDER AREA
(1~30)u" Au ON CONTACT AREA
- 4.2 SHELL: 100u" MIN. NICKEL ALL OVER

DESIGN	Li Jinwei	SCALL	
DRAWING	Wu Qifa	UNIT	mm
CHECK	Zheng Jinxian	SIZE	A4: 210 * 297
APPROVAL	Liu Xiaohong	DATE	2020-06-10

TOLERANCE	
X.X ±0.30	X.°±2°
.XX ±0.20	.X°±1°
.XXX ±0.10	.XX°±0.5°

DRAWG NO.	USB-30AF-CSDV11
TITLE:	USB3.0 AF 沉板4.46前贴后插DIP直边



东莞市宏煜盛实业有限公司
Dongguan hongyusheng Industry Co., Ltd
TEL: 0769-81230179 <https://www.hystypec.com>