ROHS
Compatible

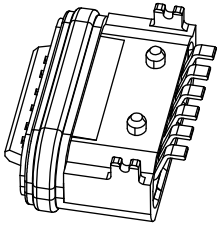

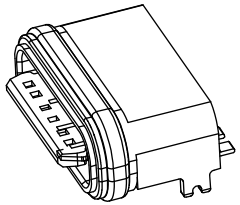

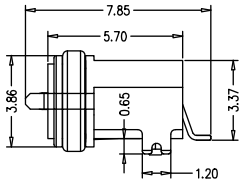

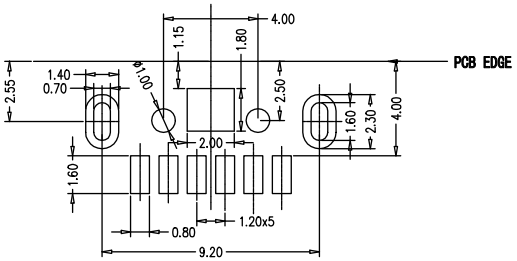

PCB LAYOUT 图仅供参考

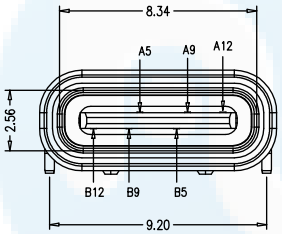

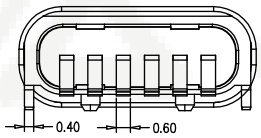

Note:
1.Material:
1.1 Housing: PA9T
1.2 Contact: C5191,t=0.20mm
1.3 Shell: Kirsite
2.ELECTRICAL:
2-1: CURUENT RATAING:
VBUS AND GND CONTACTS RATED AT 1.25A
PARALLELED FOR A TOTAL OF 5A;
2-2: INITIAL CONTACT RESISTANCE : 40 MEGOHMS
2-3: DIEELECTRIC WITHSTANDING VOLTAGE:
100V AC MIN;
3: MECHANICAL CHARACTERISTICS:
3-1: MATING FORCE: 5~20N
3-2: UNMATING FORCE: 8~20N (INITIAL),
6~20N (AFTER 10000 CYCLES)
3-3: FREQUENCE: 200±50 CYCLES /HOUR, 10000 CYCLES
3-4: OPERATING TEMPERATURE ; -40°~80°.
4: WATERPROOF: IP-X7.

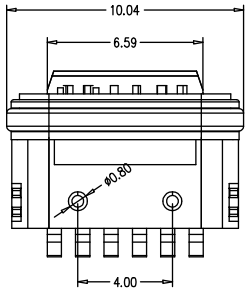

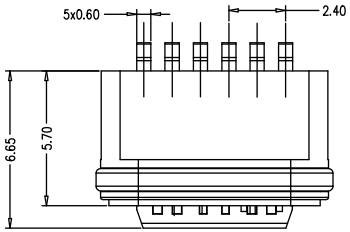

TABLE B

A5	CC1	B12	GND
A9	VBUS	B9	VBUS
A12	GND	B1	GND
PIN	SIGNAL NAME	PIN	SIGNAL NAME

DESIGN	Li Jinwei	SCALL	
DRAWING	Wu Qifa	UNIT	mm
CHECK	Zheng Jinxian	SIZE	A4: 210 * 297
APPROVAL	Liu Xiaohong	DATE	2020-06-10

TOLERANCE
X.X ±0.30 X.°±2°
.XX ±0.20 .X° ±1°
.XXX ±0.10 .XX°±0.5°

DRAWG NO. TYPE-C-DSW06PZF665

TITLE: 6P 后两脚插板SMT 舌头外露 6.65L IPX7

东莞市宏煜盛实业有限公司
Dongguan hongyusheng Industry Co., Ltd
TEL: 0769-81230179 https://www.hystypec.com