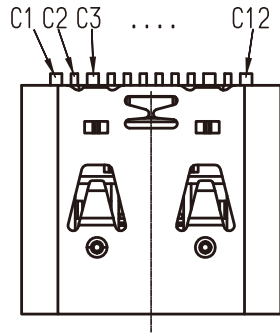
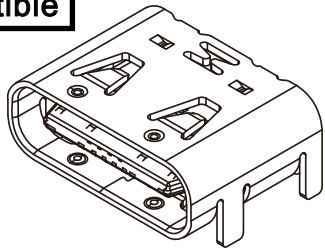


ROHS
Compatible

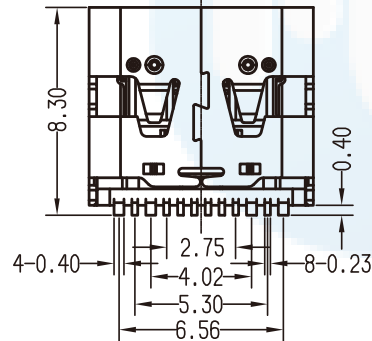
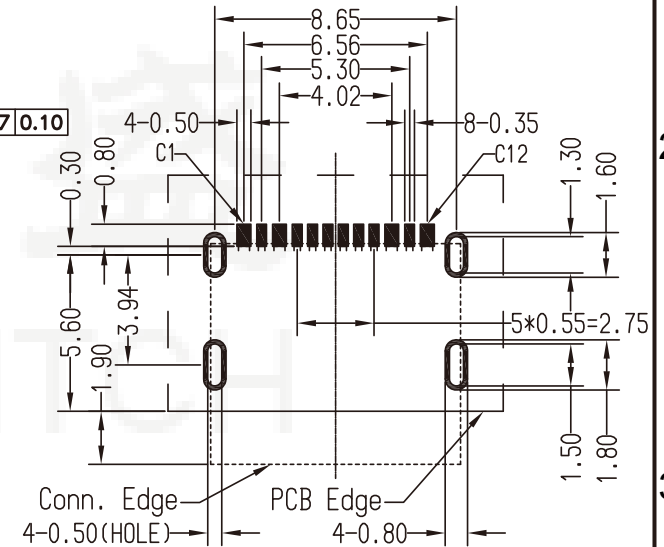
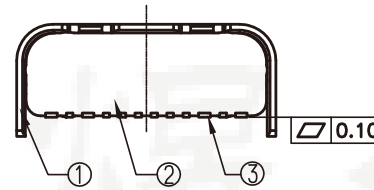
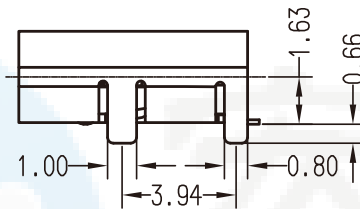
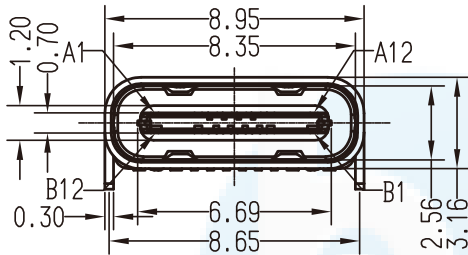


INTERFACE (FRONT VIEW)

A1	A2	A3	A4	A5	A6	A7	A8	A9	A10	A11	A12
GND	/	/	V _{BUS}	CC1	D+	D-	SBU1	V _{BUS}	/	/	GND
GND	/	/	V _{BUS}	SBU2	D-	D+	CC2	V _{BUS}	/	/	GND
B12	B11	B10	B9	B8	B7	B6	B5	B4	B3	B2	B1

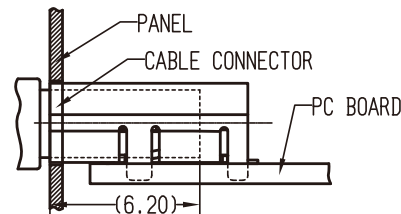
PIN ASSIGNMENT:

Pin No.	A1&B12	A5	A4&B9	A6	B8	B7	B6	B5	A7	A9&B4	A8	A12&B1
Signal Name	GND	CC1	V _{BUS}	D+	SBU2	D-	D+	CC2	D-	V _{BUS}	SBU1	GND
PCB PAD No.	C1	C2	C3	C4	C5	C6	C7	C8	C9	C10	C11	C12



NOTES:

- ELECTRICAL CHARACTERISTICS:
 - CONTACT CURRENT RATING:
5.0A FOR V_{BUS} PIN AND GND PIN.
0.25A MIN FOR ALL OTHER TERMINALS.
 - CONTACT RESISTANCE:
30MILLIOHM MAX FOR V_{BUS} AND GND CONTACTS.
50MILLIOHM MAX FOR ALL OTHER CONTACTS.
 - DIELECTRIC WITHSTANDING VOLTAGE: 100 VRMS AC MIN.
 - INSULATION RESISTANCE: 100 MEGOHMS MIN.
- MECHANICAL CHARACTERISTICS:
 - CONNECTOR INSERTION FORCE: 5~20N.
AT A MAXIMUN RATE OF 12.5MM PER SECOND.
 - CONNECTOR EXTRACTION FORCE: 8~20N.
AT A MAXIMUN RATE OF 12.5MM PER SECOND.
 - DURABILITY: 10000 CYCLES.
 - OPERATING TEMPERATURE: -55° C TO +85° C.
- RECOMMENED PROCESS: IR REFLOW 260° C, 3~5SECONDS.
- THE CONNECTOR IS RoHS COMPLIANT.



RECESSED MOUNTING CONFIGURATION

RECOMMENDED P.C.B LAYOUT (COMPONENT SIDE)

PCB THICKNESS: 0.80±0.05mm
DEFAULT TOLERANCE: ±0.05mm

③	CONTACT	12	COPPER ALLOY	NICKEL UNDERPLATING OVER ALL, GOLD PLATING AT CONTACT AREA AND TERMINATION.
②	PLASTIC	1	THERMOPLASTIC UL 94V-0	MOLDED COLOR: BLACK.
①	SHELL	1	STAINLESS STEEL	TAB WITH LEAD FREE TIN ALLOY.
NO.	DESCRIPTION	QTY	MATERIAL	TREATMENT

DESIGN	Li Jinwei	SCALL	
DRAWING	Wu Qifa	UNIT	mm
CHECK	Zheng Jinxian	SIZE	A4: 210 * 297
APPROVAL	Liu Xiaohong	DATE	2020-06-10

TOLERANCE	
.XX ±0.30	.X° ±2°
.XX ±0.20	.X° ±1°
.XXX ±0.10	.XX° ±0.5°

DRAWG NO.	TYPE-C-DST16P830
TITLE:	16P 板上型带背弹 L=8.3



东莞市宏煜盛实业有限公司
Dongguan hongyusheng Industry Co., Ltd
TEL: 0769-81230179 <https://www.hystypec.com>