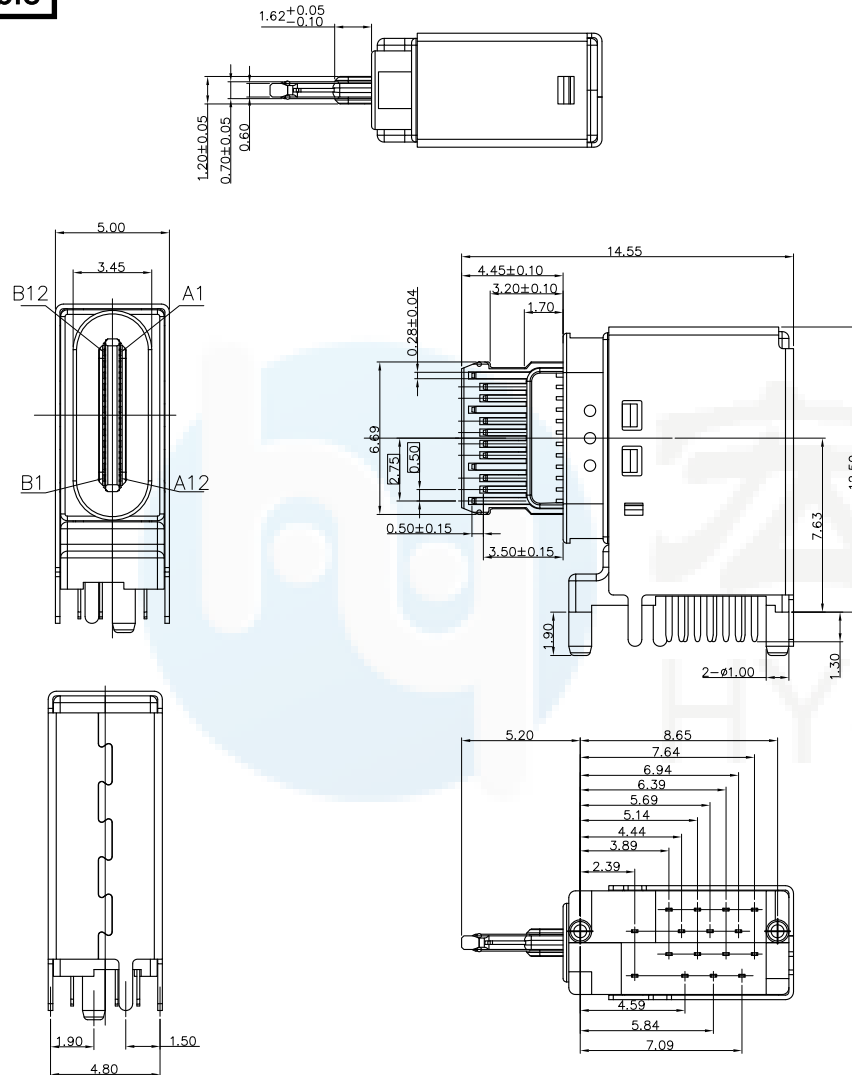


**ROHS**  
Compatible



NOTES:1.MATERIAL:

MOLDING: LCP UL94 V-0

CONTACT: COPPER ALLOY.

GOLD PLATED Min ON CONTACT AREA,100u''

Min TIN (LEAD FREE) ON SOLDER AREA,

SHELL: SUS304-H,T=0.30±0.03mm

50u'' NICKEL PLATING OVER ALL.

SHILD: SUS304-H,T=0.12±0.03mm

2.MECHANICAL:

INSERTION: 5~20N.

EXTRACTION: 8~20N AFTER TEST.

DURABILITY: 10000 CYCLES

3.ELECTRICAL:

CURRENT: 5A FOR VBUS;

1.25A FOR GND PIN.

0.25A FOR OTHER.

VOLTAGE: 20 V MAX

WITHSTANDING VOLTAGE: 100V AC R.M.S.

CONTACT RESISTANCE: 40mΩ MAX.

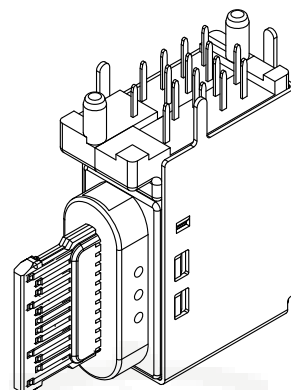
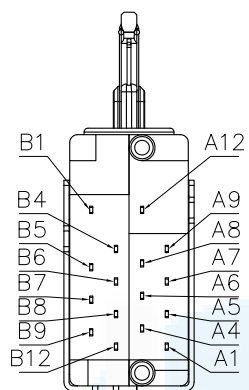
INSULATION RESISTANCE: 100MΩ MIN.

4.ENVIRONMENTAL

TEMPERATURE RANGE -25℃ ~ +85℃

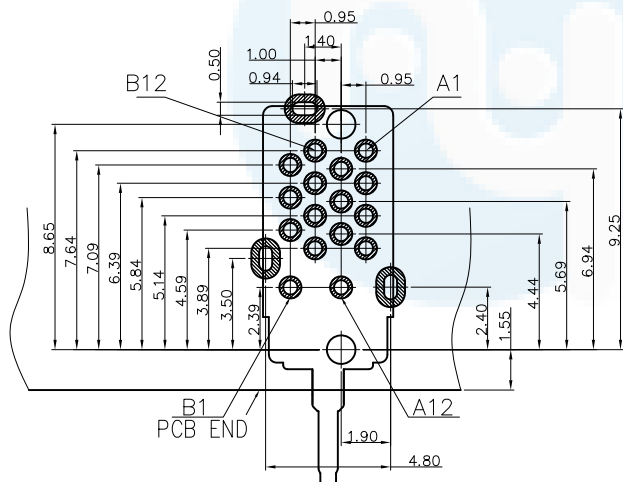
DESIGN	Li Jinwei	SCALL		 TOLERANCE X.X ±0.30 X.° ± 2° .XX ±0.20 .X° ± 1° .XXX ±0.10 .XX° ±0.5°	DRAWG NO.	 东莞市宏煜盛实业有限公司 Dongguan hongyusheng Industry Co., Ltd TEL: 0769-81230179 <a href="https://www.hystypec.com">https://www.hystypec.com</a>	
DRAWING	Wu Qifa	UNIT	mm		TYPE-C-YD16PZ		
CHECK	Zheng Jinxian	SIZE	A4: 210 * 297		TITLE:		16P插件侧立式垫高舌头外露
APPROVAL	Liu Xiaohong	DATE	2020-06-10				

**ROHS**  
Compatible

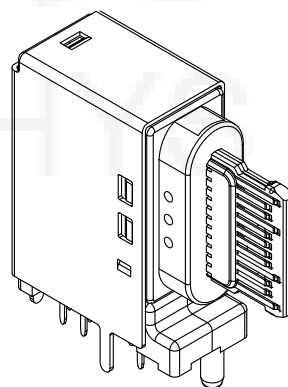


USB TYPE-C FULL-FEATURED RECEPTACLE INTERFACE PIN ASSIGNMENTS

PIN	Signal Name	Description	PIN	Signal Name	Description
A1	GND	Ground return	B12	GND	Ground return
A2	SSTXp1	Positive half of first SuperSpeed TX differential pair	B11	SSRXp1	Positive half of first SuperSpeed RX differential pair
A3	SSTXn1	Negative half of first SuperSpeed TX differential pair	B10	SSRXn1	Negative half of first SuperSpeed RX differential pair
A4	VBUS	Bus Power	B9	VBUS	Bus Power
A5	CC1	Configuration Channel	B8	SBU2	Sideband Use (SBU)
A6	Dp1	Positive half of the USB 2.0 differential pair-Position 1	B7	Dn2	Negative half of the USB 2.0 differential pair-Position 2
A7	Dn1	Negative half of the USB 2.0 differential pair-Position 1	B6	Dp2	Positive half of the USB 2.0 differential pair-Position 2
A8	SBU1	Sideband Use (SBU)	B5	CC2	Configuraaion Channel
A9	VBUS	Bus Power	B4	VBUS	Bus Power
A10	SSRXn2	Negative half of second SuperSpeed RX differential pair	B3	SSTXn2	Negative half of second SuperSpeed TX differential pair
A11	SSRXp2	Positive half of second SuperSpeed RX differential pair	B2	SSTXp2	Positive half of second SuperSpeed TX differential pair
A12	GND	Ground return	B1	GND	Ground return



RECOMMEND P.C.B LAYOUT (THICKNESS=0.1mm)  
(COMPONENT SIDE) TOLERANCE±0.02



DESIGN	Li Jinwei	SCALL	
DRAWING	Wu Qifa	UNIT	mm
CHECK	Zheng Jinxian	SIZE	A4: 210 * 297
APPROVAL	Liu Xiaohong	DATE	2020-06-10

TOLERANCE	
X.X ±0.30	X.° ± 2°
.XX ±0.20	.X° ± 1°
.XXX ±0.10	.XX° ±0.5°

DRAWG NO.	TYPE-C-YD16PZ
TITLE:	16P插件侧立式垫高舌头外露

**东莞市宏煜盛实业有限公司**  
Dongguan hongyusheng Industry Co., Ltd  
TEL: 0769-81230179 <https://www.hystypec.com>