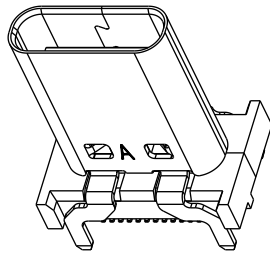
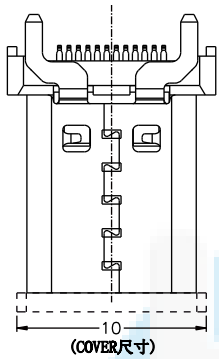
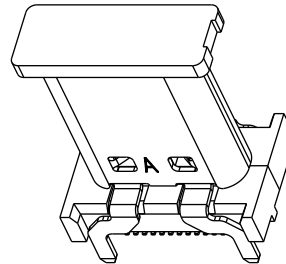


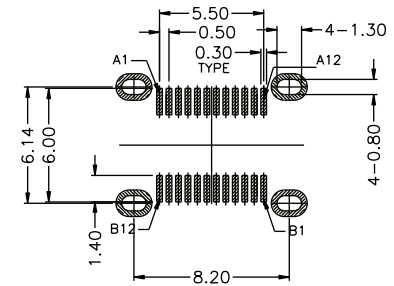
ROHS
Compatible



WITHOUT COVER



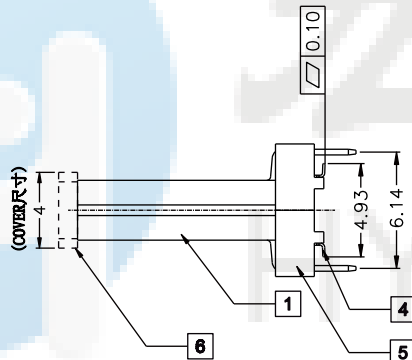
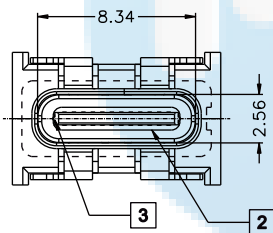
WITH COVER



RECOMMEND P.C.B LAYOUT (COMPONENT SIDE)

TOLERANCE FOR PCB LAYOUT IS ± 0.05

KEEP OUT AREA

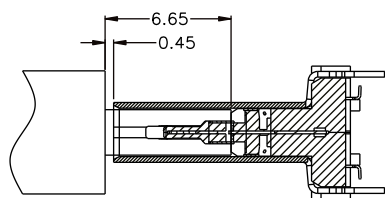
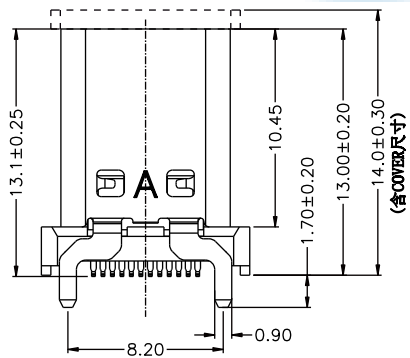


- Contact Resistance: 40mOHM Max.;
- Dielectric Withstanding Voltage: 100V AC For 1 Minute;
- Insulation Resistance: 100M OHM Min.;
- Mating And Unmating Force:
Mating Force: 5~20N
Unmating Force: 8~20N;
6~20N AFTER TEST;
- Durability: 10000 Cycles;

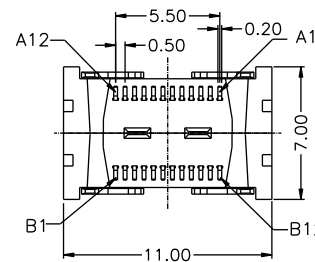
U5 154- 24P x 13.0L XX
名称 流水号 PIN位 N;母座 L;长度 端子电镀规格
01=镀金1u"
03=镀金3u"
05=镀金5u"
15=镀金15u"
30=镀金30u"

USB TYPE-C PIN ASSIGNMENTS

PIN NUMBER	SIGNAL NAME	PIN NUMBER	SIGNAL NAME
A1	GND	B12	GND
A2	TX1+	B11	RX1+
A3	TX1-	B10	RX1-
A4	Vbus	B9	Vbus
A5	CC1	B8	SBU2
A6	D+	B7	D-
A7	D-	B6	D+
A8	SBU1	B5	CC2
A9	Vbus	B4	Vbus
A10	RX2-	B3	TX2-
A11	RX2+	B2	TX2+
A12	GND	B1	GND



AFTER MATING



DESIGN	Li Jinwei	SCALL	
DRAWING	Wu Qifa	UNIT	mm
CHECK	Zheng Jinxian	SIZE	A4: 210 * 297
APPROVAL	Liu Xiaohong	DATE	2020-06-10

TOLERANCE	
X.X ± 0.30	X. $^{\circ} \pm 2^{\circ}$
.XX ± 0.20	.X $^{\circ} \pm 1^{\circ}$
.XXX ± 0.10	.XX $^{\circ} \pm 0.5^{\circ}$

DRAWG NO.	U5154-24PN13.0LXX
TITLE:	24P 立式四脚插板SMT 13.0L



东莞市宏煜盛实业有限公司
Dongguan hongyusheng Industry Co., Ltd
TEL: 0769-81230179 <https://www.hystypec.com>